






- 1 With your iPhone, open your Safari internet browser
- 2 Type **snap21.com** into the address bar
- 3 Tap on the **Login** link in the upper right corner
- 4 Enter your email address / temporary password and tap 
- 5 Choose your new password and tap 
- 6 Tap the  button in the upper right corner
- 7 Tap the iOS Action Button at the bottom of the screen. 
- 8 Tap the 'Add to Home Screen' icon. 
- 9 Tap the **Add** button in the top right corner.
- 10 Locate the Snap21 Camera to ensure successful download. 